



2018

Engineering Research Project Guidebook – Thesis Writing

Version 2



Engr. Reynaldo Perez-Ramos, PhD
College of Engineering and Technology
ROMBLON STATE UNIVERSITY

MIMAROPA Region
PHILIPPINES

VERSION 2

6/7/2018

Top Margin: 1.5"

Arial 12 font size, centered, bold letters

**THERMAL AND ACOUSTIC PROPERTIES OF TIGER GRASS POLLEN
INSULATON MATERIAL WITH ARROWROOT STARCH AS BINDER**

Right Margin: 1"

Left Margin: 1.5"

6 single spacing, 12 font

**A Thesis Presented to the
Faculty of the College of Engineering and Technology
Romblon State University
Odiongan, Romblon**

6 single spacing, 12 font size

**In Partial Fulfilment of the Requirements for the Degree of
BACHELOR OF SCIENCE IN CIVIL ENGINEERING**

By:

1 single spacing, 12 font size, centered

**Jonal Val T. Casidsid
Chairmaine F. Fesarillo
Donna F. Fornea
Koen Kate S. Gado
Mary Joy S. Gonzales
Sahra Mae F. Pastor**

1 single spacing, 12 font size, centered

March 2018

Bottom Margin: 1"

Left Margin: 1.5"
Justified, single spacing

Top margin: 1.5"

APPROVAL SHEET

2 double spacing, 12 font size, justified

The thesis entitled, "TITLE OF THE STUDY IN CAPITAL LETTERS", prepared and submitted by NAMES OF THE STUDENT RESEARCHERS (COMPLETE SURNAME, FIRST NAME INITIALS, MIDDLE INITIALS) IN CAPITAL LETTERS, in partial fulfilment of the requirements for the degree of BACHELOR OF SICENCE IN CIVIL ENGINEERING is hereby accepted for oral examination.

ENGR. ORLEY G. FADRIQUEL
Chairman, Panel of Examiners

ENGR. BILSHAN SERVANEZ, PhD
Member, Panel of Examiners

Right Margin: 1"

ENGR. JASON F. RUFON, MAPA
Member, Panel of Examiners

ENGR. APRILLE ANN M. SIM, M'Eng
Member, Panel of Examiners

ENGR. RAYMOND JAY G. SEVERO
Member, Panel of Examiners

ENGR. REYNALDO P. RAMOS, PhD
Adviser

Accepted in partial fulfilment of the requirements for the degree of BACHELOR OF SCIENCE IN CIVIL ENGINEERING.

ENGR. APRILLE ANN M. SIM, M'Eng
Chairman, Electrical Engineering Department

ENGR. BILSHAN F. SERVANEZ, PhD
Dean, College of Engineering and Technology

Date: _____

Bottom margin: 1"

ACKNOWLEDGMENT

Top margin: 1.5"

iii

Paging, bold

2 double spacing, 12 font size, justified,

The students would like to express their gratitude and since thanks to the people who assisted and guided them in making this research proposal successful. **(LIMIT TO ONE PAGE ONLY).**

Left Margin: 1.5"

Right Margin: 1"

Casidsid, J. T.
Fesarillo, C. F.
Fornea, D. F.
Gado, K. S.
Gonzales, S. F.

Top margin: 1.5"

TABLE OF CONTENTS

2 double spacing, 12 font size, justified

Left Margin: 1.5"

Right Margin: 1"

Contents	Page
TITLE PAGE	
APPROVAL SHEET	ii
ACKNOWLEDGMENT	iii
TABLE OF CONTENTS	iv
LIST OF TABLES	v
LIST OF FIGURES	vi
LIST OF APPENDICES	vii
ABSTRACT	viii
CHAPTERS	
I INTRODUCTION	
Background of the Study	1
Objective of the Study	3
Significance of the Study	4
Scope and Delimitation of the Study	6
II REVIEW OF RELATED LITERATURE	
Related Literature	7
Related Studies	10
Conceptual Framework	11
Definition of Terms	13
Hypothesis of the Study (if applicable)	14
III MATERIALS AND METHODS	
Materials and Equipment	16
Methodology and Procedures	18
Research Locale and Time of Study	20
IV RESULTS AND DISCUSSION	
Result of the Experiment	22
Statistical Data and Result	23
Testing Performance	26
Financial Analysis (if applicable)	30
V SUMMARY, CONCLUSIONS AND RECOMMENDATION	
Summary	31
Conclusion	32
Recommendation	35
REFERENCES	36
APPENDICES	

Use Tab for alignment, single spacing

Bottom margin: 1"

Top margin: 1.5"

v

Left Margin: 1.5"

LIST OF TABLES

2 double spacing, 12 font size, center

double spacing, 12 font size, justified

Table	Title	Page
Table 1	List of Materials	16
Table 2	List of Equipment	17
Table 3	Mixture of the Samples	22
Table 4	Test Results of Compressive Strength	23
Table 5	Test Results of Water Absorption	24
Table 6	Mean Values of Test Results	25

Indent, 1 Tab

Use Tab for alignment

Right Margin: 1"

Bottom margin: 1"

Top margin: 1.5"

LIST OF FIGURES

2 double spacing, 12 font size, iustified

Left Margin:

Figure	Title	Page
Figure 1	Input-Output-Process	2
Figure 2	Materials Used	16
Figure 3	Grinding of Rice Husk Ash	17
Figure 4	Mixing of Materials	20
Figure 5	Comparison of the Performance	26

Indent, 1 Tab

Use Tab for alignment

Right Margin: 1"

Bottom margin: 1"

Top margin: 1.5"

LIST OF APPENDICES

2 double spacing, 12 font size, justified

Left Margin: 1.5"

Appendix	Title	Page
Appendix A	Input-Output-Process	11
Appendix B	Materials Used	16
Appendix C	Grinding of Rice Husk Ash	17
Appendix D	Mixing of Materials	20
Appendix E	Comparison of the Mixtures and Performance	26

Indent, 1 Tab

Use Tab for alignment, single space

Right Margin: 1"

Bottom margin: 1"

Title,
centered,
bold, Arial,
12 font size

**THERMAL AND ACOUSTIC PROPERTIES OF TIGER GRALSS POLLEN
INSULATION MATERIAL WITH ARROWROOT AS BINDER**

Top margin: 1.5"

2 double spacing, 12

single spacing, 12 font size

Jonal Val T. Casidsid
Chairmaine F. Fesarillo
Donna F. Fornea
Koen Kate S. Gado
Mary Joy S. Gonzales
Sahra Mae F. Pastor

2 doublespacing, 12 font

ABSTRACT

2 double spacing, 12 font size

The abstract is a brief and concise descriptive summary of the study which contains the statement of the problem or the main objective of the study, research design, significance of the study, research instruments, techniques, data gathering procedure, data processing method, findings, conclusions, and recommendations.

LIMIT TO 1-2 PAGES FOR THE ABSTRACT. MAXIMUM OF 250 WORDS.

Left Margin: 1.5"

Right Margin: 1"

Bottom margin: 1"

Top margin: 1.5"

CHAPTER I

Indent, 1 Tab, justified

2 double spacing, 12 font size, justified

INTRODUCTION

This chapter presents the background of the study, objectives of the problem, significance of the study, scope, and delimitation of the research study.

2 double spacing, 12 font size

BACKGROUND OF THE STUDY

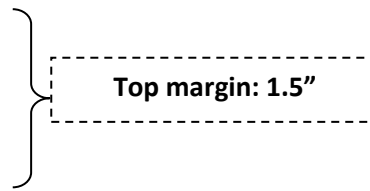
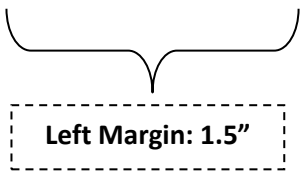
This section of the report provides the overview discussion of the study, particularly the research problem – the “rationale” (basis, motivation, justification) of doing the research. Highlights of the related literature review are included in this section by citing important phrases and sentences from relevant secondary sources of information. This will also provide the reader general idea and impression about the topic under study (Ramos, 2015; Perez, et al., 2011).

2 double spacing, 12 font size

STATEMENT OF THE PROBLEM/OBJECTIVES OF THE STUDY

The statement of the research problem must be brief but comprehensive and should have practical importance. A good problem statement is concerned with relation between two or more variables. It is stated clearly without ambiguity and is capable of empirical testing. Thus, the statement of the problem is in a simple language. It is specific, clear and limited. It directs the researcher and the research process, and suggests a specific answer or conclusion. It is the “verbalization of the “questions” which the study proposes to answer.

Bottom margin: 1"



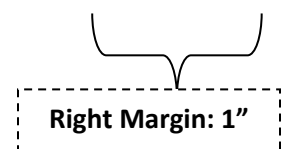
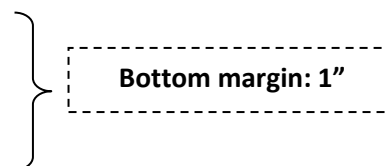
On the other hand, the main objective of the research study is a statement of purpose because this is the guide to be accomplished by the researcher in conducting the research.

Example A: The main objective is to analyze and evaluate the electrical system of the main campus of Romblon State University (RSU). Specifically, it attempts to achieve the following research objectives:

- (1) To calculate the total load capacity of the transformers that can hold the power requirements of the RSU-main campus;
- (2) To calculate the total power rating used in the university; and
- (3) To determine the maximum and minimum loading capacities used in the university.

Example B: This study aims to design and develop an inlet valve using Bluetooth technology. In particular, the study attempts to answer the following research questions:

- (1) What is the distance of the blue-valve from the Bluetooth technology for water supply control system application in both residential and commercial buildings?
- (2) What is the cost in the application of Bluetooth technology for water supply control system?
- (3) What the level of performance of the developed water supply control system?



Top margin: 1.5"

3

SIGNIFICANCE OF THE STUDY

Left Margin: 1.5"

This section of the report explains the contributions of the study either to a body of scientific knowledge, to practitioners/researchers in the same area of the research, or to any other group (students, local community, etc.) which benefit from the outcomes or results of the study. In other words, this answers the following questions: Why is it important for the research study to be conducted? Who will benefit from it, and what benefits could be derived from the results of the study? The research should clearly explain the intention of the researcher, the relevance, and the important implications of the study in solving a problem or a need of the society or community, knowledge gaps, or enriching existing research instruments and methods.

2 double spacing, 12 font size, justified

SCOPE AND DELIMITATION OF THE STUDY

This section explains the coverage or extent of the study area, the subject being focused by the study, the research instruments or methods, duration of the study, and the constraints or limitations that have direct implication on the result of the study. It provides the overall condition of the study in terms of scope and restriction that will have a substantial bearing on the result of the study.

Bottom margin: 1"

Top margin: 1.5"

No page #

CHAPTER II

Indent, 1 Tab, justified

2 double spacing, 12 font size, centered, justified

LITERATURE REVIEW

This chapter presents the legal bases, literature, and studies which are relevant to the research study. The main purposes of the literature review are (a) to determine the similarities and differences of the on-going study and past studies; (b) to acquire additional insights and ideas related to the problem being addressed in the study. Observe proper referencing or citation of the sources of information, using the American Psychological Association (APA) styles to avoid copying or "plagiarism" or infringement. Plagiarism is a violation of Republic Act 8293 known as the Intellectual Property Code of the Philippines. This act provides legal basis in proper use of passages, writings, ideas and statements of other authors/writers by giving due credit of their work.

2 double spacing, 12 font size, centered, justified

RELATED LITERATURE

This sub-section of the literature review covers those related literature from published articles, books, journals that have connection or linkages to the study conducted.

2 double spacing, 12 font size, justified, centered

RELATED STUDIES

The sub-section covers published and unpublished research works which are related to the study.

Bottom margin: 1"



Top margin: 1.5 "

According to Ramos (2015), it is necessary to highlight the significant findings from these researches that have similarities and differences to the on-going study.

The present or current and latest related studies are presented first, then following by those past ones (Ramos, 2015; Abad et al., 2014). Ensure to sub-headings are properly labelled as to guide the readers in the flow of the discussion.

Citing references in text should follow the 6th Edition of the Publication Manual of the American Psychological Association (APA, 2010) which can be retrieved from:

<http://lumenjournals.com/wp-content/uploads/2017/08/APA6thEdition.pdf>.

There are other existing online sources for proper citation and referencing as your guide such as follows:

http://student.ucol.ac.nz/library/onlineresources/Documents/APA_Guide_2017.pdf

http://www.muhsenberg.edu/library/reshelp/apa_example.pdf

<http://umclibrary.crk.umn.edu/apa6thedition.pdf>

<https://aewintecsitefinity.blob.core.windows.net/sitefinity-storage/docs/default-source/study-at-wintec/apa.pdf>

REMEMBER ALWAYS! Be consistent that all cited in the text should be included in the reference list. Without quoting someone's ideas or words means that using others as your own is not allowed.

Finally, remember that:

- (a) Citation in text with one author, only the surname of the author is enclosed in parentheses (Ramos, 2018)



Bottom margin: 1.5 "

(b) Citation in text with two authors, all surnames of the authors are enclosed in parentheses (Ramos and Perez, 2018)

(c) Citation in text with four or more authors, only the first author's surname is enclosed in parentheses (Ramos, et al., 2018)

2 double spacing, 12 font size, justified

CONCEPTUAL FRAMEWORK

This section explains both the theoretical and conceptual framework of the study. It gives a clear discussion regarding the research paradigm used in the conduct of the study. A typical model is the **INPUT-PROCESS (THROUGHPUT)-OUTPUT** which constitutes the flow of the activities, including the relationship of selected variables as shown in the figure below. A brief discussion for each process is required to have clearer understanding of the research methodology employed in the study.

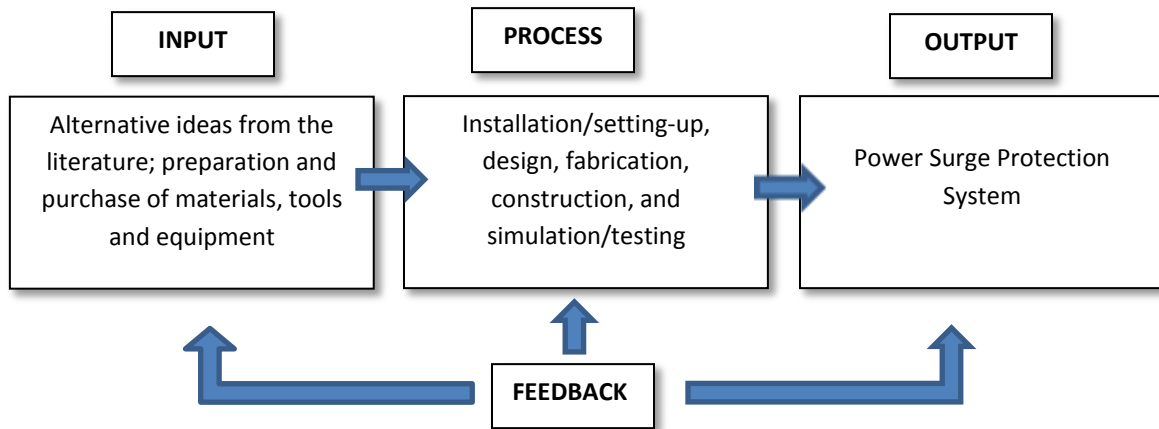


Figure 1. The Conceptual Framework

The conceptual framework can be presented using concepts, facts, variables and their relations that explain or predict how an observed phenomenon exists and operate as shown graphically shown below.

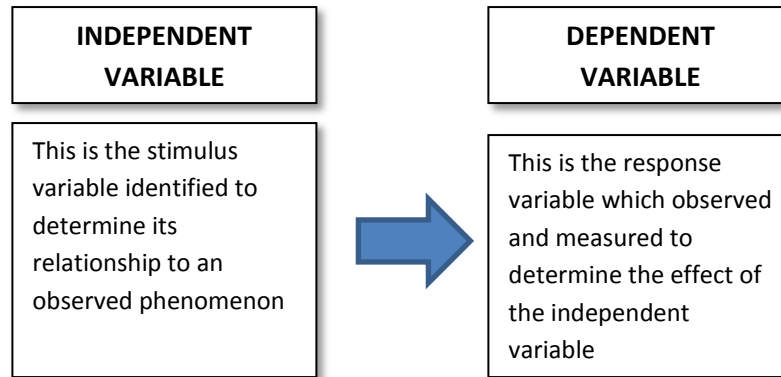


Figure 2. The Conceptual Framework

2 double spacing, 12 font size, justified

SYNTHESIS

This contains summary of the review of past studies that are relevant to the present conduct of the study. It is worth mentioning the methods, procedures, and framework adopted from the literature, and it contains relevant information with a strong connection or relevance to the study taken from the past studies.

2 double spacing, 12 font size, justified

DEFINITION OF TERMS

This is to enumerate the key terms used in the study and it is recommended to use the “operational term” in defining these key terms. It is operational term when it is based on an observed characteristic and how this term is used in the study.

Bluetooth Emulator – it enables Bluetooth communication from and to emulator.

Pilferage – the act of stealing electricity.

HYPOTHESIS OF THE STUDY (IF APPLICABLE)

A hypothesis is formulated and temporarily adopted to explain the observed facts which guides in the conduct of the study, particularly on the kind of data or information to be collected.

This is normally used in experimental and descriptive researches. Some examples are as follows:

Specific Problem 1: *Is there a significant difference on the level of environmental awareness of the respondents across socio-economic and cultural variables?*

Null Hypothesis: *There is no significant difference on the level of environmental awareness of the respondents across socio-economic and cultural variables.*

Specific Problem 2: *Is there a correlation between socio-economic variables and level of environmental awareness among Mangyan Tagabukid high school students?*

Null Hypothesis: *There is no correlation between socio-economic variables and level of environmental awareness among Mangyan Tagabukid high school students.*

Top Margin: 1.5"

No page #

CHAPTER III

2 double spacing, 12 font size,

Indent, 1 Tab, justified

Right Margin: 1"

RESEARCH METHODOLOGY

This chapter presents the methodology used in the study, including the materials and equipment or instruments used, selection of respondents and instruments (questionnaire, case study), and the overall procedures in the data collection and the statistical treatment of the data collected.

2 double spacing, 12 font size,

RESEARCH MATERIALS

Left Margin: 1.5"

This section covers the list of materials including the other components and formulations, and to be quantified. Technical specifications (if applicable) should be included with photos.

2 double spacing, 12 font size,

RESEARCH EQUIPMENT

There is a need to identify the equipment and major instruments/devices and apparatus used in the conduct of the study. Brief description is also helpful to identify these equipment, including technical specifications.

2 double spacing, 12 font size,

RESEARCH METHODS AND PROCEDURES

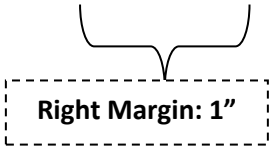
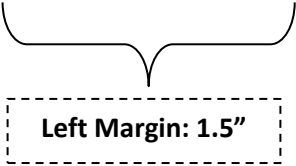
The section explains the comprehensive processes and stages in the preparation of the study. If applicable, flow chart and diagram must be presented to have a clearer understanding of the process and procedures. Adoption of testing procedures and standards should be clearly stated.

Bottom margin: 1"



RESEARCH LOCALE AND TIME OF STUDY

This section contains the area of the study. Brief discuss the coverage of the study and its duration. Location map and other locational requirements will be presented in this section.



Top margin: 1.5"

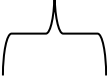
No page #

CHAPTER IV

2 double spacing, 12 font size, centered, justified

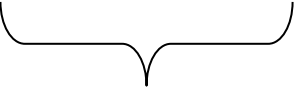
Indent, 1 Tab, justified

RESULT AND DISCUSSION



This chapter presents the methodology used in the study, including the materials and equipment or instruments used, selection of respondents and instruments (questionnaire, case study), and the overall procedures in the data collection and the statistical treatment of the data collected.

2 double spacing, 12 font size, centered, justified



Left Margin: 1.5"

RESULT OF THE EXPERIMENT

This section should be presented in such a way that it will answer the objectives of the study. Sub-headings will correspond to the objectives. Only relevant data from the experiments and statistical data will be presented in this section by tables and graphs. Less important data will be included as Appendices.

2 double spacing, 12 font size, centered, justified

FINANCIAL ANALYSIS (IF APPLICABLE)

This section provides a detailed computation (itemized) and financial discussion of the study particularly for studies that deals with design, development, and simulation of equipment and devices.

Right Margin: 1"

Bottom margin: 1"

Table 1. Tables and figures should be valuable, relevant, and visually attractive.

Heading	Heading	Heading	Heading
Component			
Component			
Total			

Tables (title is placed on top) and figures (title is placed at the bottom) should be carefully explained in the text and cited in numerical order. Use basic colors in the figures, charts, and diagrams.

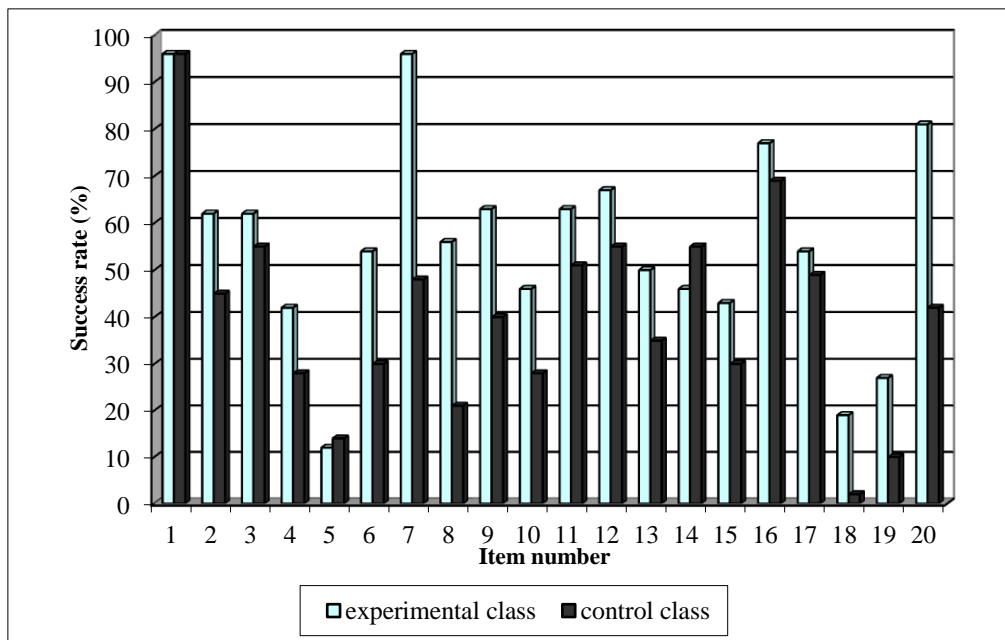


Figure 3: Comparison of success rate of items in the experimental and control class.

Top margin: 1.5"

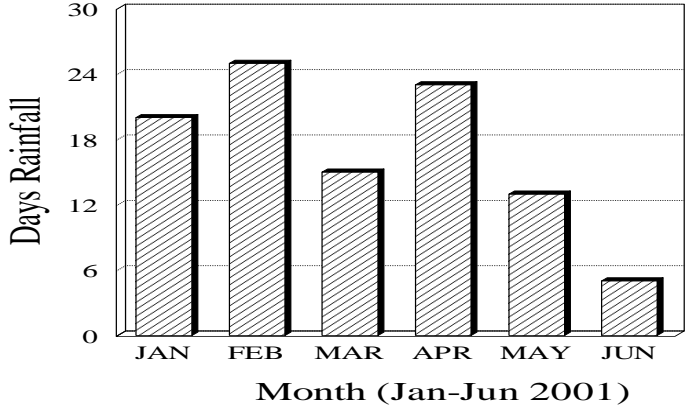


Figure 4: Clear line drawings are essential.

Bottom margin: 1"

} **Top margin: 1.5"**

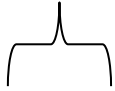
No page #

CHAPTER V

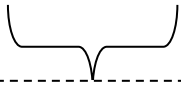
Indent, 1 Tab, justified

} 2 double spacing, 12 font size,

SUMMARY, CONCLUSION AND RECOMMENDATION



This chapter presents the important findings of the study. Findings should answer the research questions as stated in Chapter 1 or answering the research objectives. Please remember that summary, conclusion and recommendation must be consistent with each other.



} 2 double spacing, 12 font size,

Right Margin: 1"

SUMMARY



Left Margin: 1.5"

This section summarizes the results based on the objectives or research questions of the study. In other words, it will highlight the summary of findings which answers each of the objective or research question.

} 2 double spacing, 12 font size,

CONCLUSION

This section fits together with the summary. For example, if there are three (3) objectives with the summary findings, then there will also be three conclusions. This section also contains the acceptance and rejection of the hypotheses (if applicable).

} 2 double spacing, 12 font size,

RECOMMENDATION

This section is based on the summary and conclusion. It contains suggested activities for future undertakings or further research related to the study.

} **Bottom margin: 1"**

REFERENCES

- Ramos, R. P. (2015). *Title of the Book*. City, Country: Publisher. (example citation from a book)
- Ramos, R. P. (2014). Title of the Article. *Name of the Journal*, Volume (Nos.), pages. (example citation of a journal)
- Ramos, R. P. (2016). Research Methodology. Retrieved from <http://www.bolender.com/action.htm> (example of citation from an online source)
- Castillo, F.S. (2007). *Research Education and Scientific Writing* (Latest Ed.). Manila, Philippines: Booklore Publishing Corporation (from a book with one author)
- Sha, A. S. (2011). *Research Methodology*. New Delhi, India: A P H Publishing Corporation (from a book with one author)
- Paler-Calmorin, L. & Calmorin M. A. (2007). *Research Methods and Thesis Writing*, (Second ed.). Manila, Philippines: Rex Printing Company, Inc. (from a book with two authors)
- Ramos, R. P. (2011). *Analysis of Mixed-use Schemes in Regeneration Areas*. Ph.D dissertation, Faculty of Art, Design and the Built Environment, University of Ulster (example of citation from PhD dissertation)
- Dela Vega, M., Gado, J. R., Galanga, C. M., Gaytano, G. F., Marcelo, E. S., Mayor, K. F., Mindoro, A. M., Morines, C. B., Motin, M. E., Overio, C S., & Teologo, R. G. (2016). *Bluetooth Application for Water Supply Control System*. Master thesis, College of Engineering and Technology, Romblon State University (example of citation from a Master's thesis)

Top margin: 1"

APPENDICES

Left Margin: 1.5"

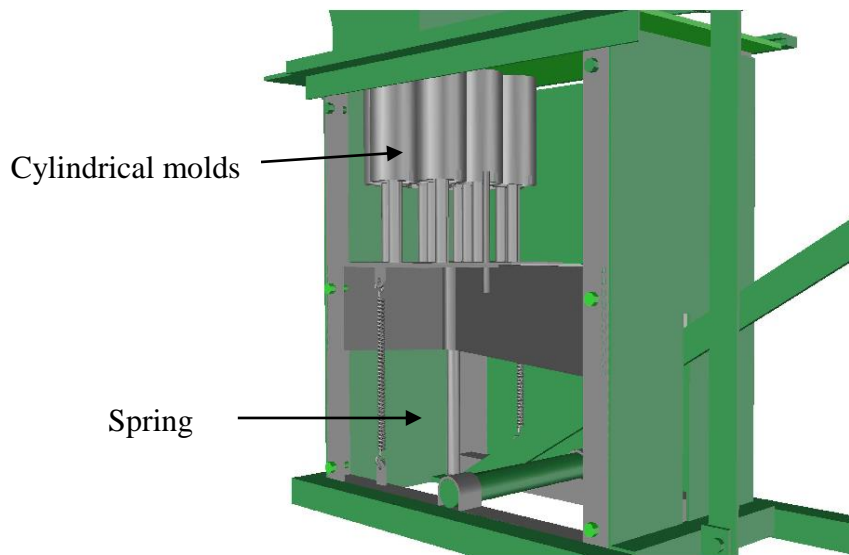
APPENDIX A

Right Margin: 1"

DOCUMENTATION

Include photographs, figures, tables, diagrams, charts, test results, standard procedures, programming, plans and drawings, tabulations, computations, transmittal letters, statistical print-outs, survey forms, with proper captions or titles. It should be mentioned in the main report for easy cross-reference.

Double spacing, 12 font size,



The Briquetting chamber

BIOGRAPHICAL SKETCH

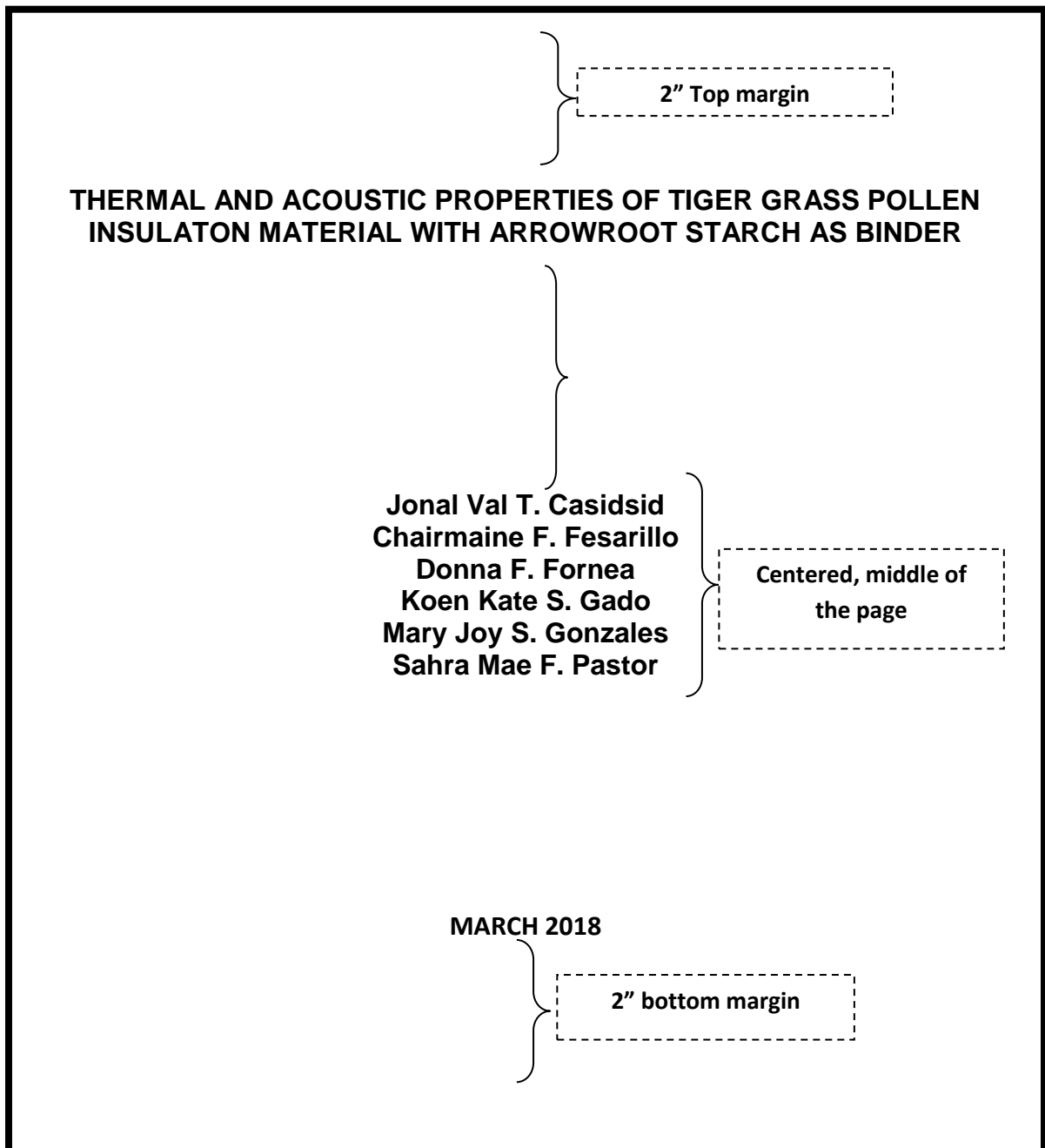
This includes a brief profile of the student researchers with clear 2x2 photo size, with signature specimen of the student.

CERTIFICATE OF ENGLISH CRITIC

A certification from an English teacher that the report is properly checked to meet University's technical writing standards.

SIDE OF THE BINDED THESIS (RED COLOR)

FRONT COVER OF THE BINDED THESIS (RED COLOR)



**HERMAL AND ACOUSTIC PROPERTIES OF TIGER GRASS POLLEN
INSULATON MATERIAL WITH ARROWROOT STARCH AS BINDER**

**JONAL VAL T. CASIDSID
CHAIRMAINE F. FESARILLO
DONNA F. FORNEA
KOEN KATE S. GADO
MARY JOY S. GONZALES
SAHRA MAE F. PASTOR**

MARCH 2018

DISCLAIMER FOR USE:

This document is a draft copy of the guidelines that serves as reference in the final preparation of the proposal and submission of the thesis. This is only intended for the 4th/5th year students of the College of Engineering and Technology of the Romblon State University who are taking-up the subject, Research Projects 1 and 2.

This document as a reference material is allowed for academic purposes only. However, commercial reproduction in any form (printing and digital formats) requires prior approval of the author.

Write your comments to:

ENGR. REYNALDO PEREZ-RAMOS, PhD
Associate Professor
College of Engineering and Technology
Romblon State University
Odiongan, Romblon
Philippines
Email: rsu.rpramos@gmail.com
Website: www.rsucivilengineering.weebly.com

Copyright Version 2: June 2018

ADDITIONAL REFERENCE MATERIALS